

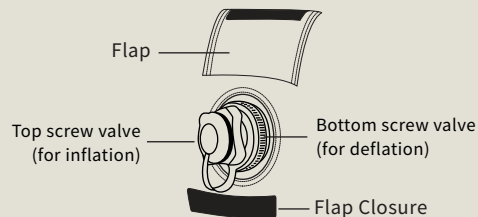
**BIG JOE** LUX COLLECTION

# LUX INFLATABLE CHAISE

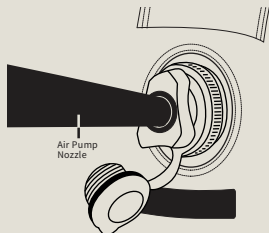
## ASSEMBLY & CARE

### STEP 1

Unfold and lay your Lux Inflatable Chaise with the mesh bottom side up on a flat, dry surface. Unzip fabric cover on both sides to reveal puncture-resistant PVC core. Ensure that PVC core's corners are aligned and snug with the corners of the fabric cover. Zip fabric cover back up.

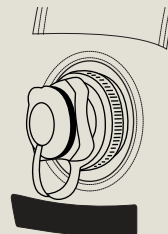


## STEP 2



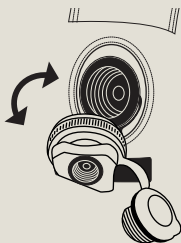
Locate and open the Velcro window on the back of the chaise's fabric cover. To inflate, remove the top screw valve and insert nozzle of included inflation pump into valve (see illustration). Inflate to desired firmness.

## STEP 3



Firmly close the top screw valve. Check that both valves are screwed tightly before use. Close back flap and adjust creases in fabric cover as needed.

## DEFLATION



To deflate, open the flap on the back of the chaise fabric cover. Remove the bottom screw valve and allow air to release.

## FABRIC & CARE

Our Premier Mesh fabric is made of 100% recycled polyester and treated to withstand UV rays\*, outdoor elements, and chlorine. Products made with Sunbrella Fabric have a 5-year fade protection guarantee\*\* made to withstand the elements, from sun-soaked afternoons to starlit evenings, and everything in between. To clean, unzip and remove the cover. Brush off loose dirt, then launder with mild detergent on the gentle cycle.

**Allow product to fully air dry before putting in storage.**

*\*Rated for 500 hours of UV exposure. For long-term storage, keep out of direct sunlight.*

*\*\*5-year limited fabric warranty guaranteeing against loss of color, loss of strength, abrasion, or pilling.*